

# SP-018

## SPECIFICATION SHEET

Architectural, Functional and Green Renewable. Exteria's Solar LED bollard is the perfect architectural grade bollard for renewable and low maintenance applications. Featuring a smart motion sensor, variety of optic selections, and color temperature options, these Solar LED Bollards make it ideal for applications such as resorts, off-road hiking trails, shopping malls, and other exterior applications.

### FINISH



Black



Gray



Platinum Silver

### CCT



3000K



4000K



5700K



Amber

### MOUNTING



Surface Mounted



Embedded

### DISTRIBUTION



Narrow



Wide



### Plug-and-Play

Designed for effortless deployment, the solar fixtures operate independently with no external wiring or transformers required. Installation is quick and clean, with no trenching, re-paving, or complex electrical connections, making them ideal for both new and retrofit projects.

### LISTING



## ELECTRICAL

Power Storage	Panasonic Eneloop battery 6Ah. 3.6Vdc, Lifespan: 8 - 10 years
Charging Time	Requires approximately 2-3 hours of direct sunlight for a full charge, or 5-8 hours under overcast weather conditions
Solar Deprivation Limit	Fully charged unit can operate for 3-4 consecutive days without sunlight (up to 5 days maximum under extended low-light conditions)
Solar Panel	High-efficiency crystalline silicon (1 x 8W), Lifespan: 20 years
Drive Current	125mA constant

## PHOTOMETRIC PERFORMANCE

Lumen Output	80.5 lm
Distribution	Narrow, Wide
Color Temperature	3000K, 4000K, 5700K, Amber
Lumen Maintenance	> 60,000 Hours (L70)

## OPERATIONAL

Operating Duration	Minimum 12 hours of illumination per night under normal charging. Excess stored energy is carried over to the following night.
Control System	Exteria's Solar Controller System (5V 2A) integrating a photocell on/off switch and motion sensor for automatic operation
Photocell Control	Fixture automatically turns ON at 1.5 footcandles and OFF at 3 footcandles
Motion Sensor	High-performance infrared (PIR) motion sensor with 16.5 ft radius detection range
Motion Sensor Operation	When the fixture is ON, it operates at 33% brightness in standby mode and increases to 100% brightness for 1 minute when motion is detected, then automatically returns to dim mode for energy efficiency.

## PHYSICAL

Dimension	Ø8" x 38.5" (SP-018), Ø8" x 22.36" (SP-018s)
Material	Extruded aluminum
Finish	Black, Gray, Platinum Silver
Weight	44.1 lbs (SP-018), 33.1 lbs (SP-018s)
Anchorage	Anchor base with stainless steel anti-theft screws
Mounting	Embedded, Surface mounted

## ENVIRONMENTAL

Operating Temperature	32°F ~ 104°F
Ingress Protection	IP65
Listing	FCC, Wildlife Lighting Certification: 2019-204

## WARRANTY

Warranty	3-year limited warranty
----------	-------------------------

CATALOG

PROJECT	TYPE	QUANTITY
---------	------	----------

[PRODUCT CONFIGURATOR](#) ➔

Try our **product configurator** on our website to easily specify your requirements and add items to a fixture list.

MODEL	CCT	FINISH*	DISTRIBUTION	ANCHORAGE	SENSOR
<b>SP018</b> SP-018	<b>30K</b> 3000K	<b>BLK</b> Black	<b>NR</b> Narrow	<b>AKE</b> Embedded	<b>1S</b> 1 Sensor
<b>SP018S</b> SP-018s Short	<b>40K</b> 4000K <b>57K</b> 5700K <b>AMB</b> Amber	<b>GRY</b> Gray <b>PTS</b> Platinum Silver	<b>WD</b> Wide	<b>AKS</b> Surface Mounted	<b>4S</b> 4 Sensor

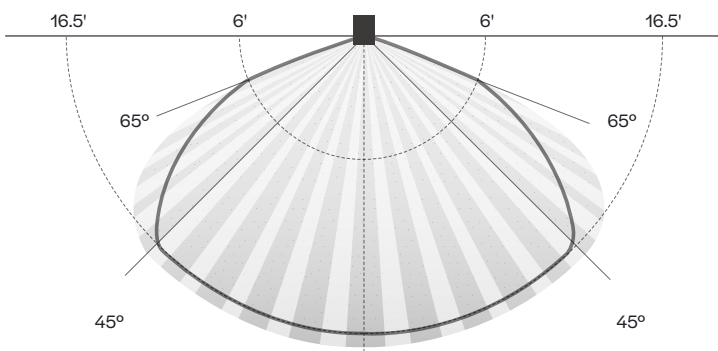
Notes

\* Uses high corrosion-resistant materials for the coating and sealant to prevent damage from long-term exposure to saltwater environment.

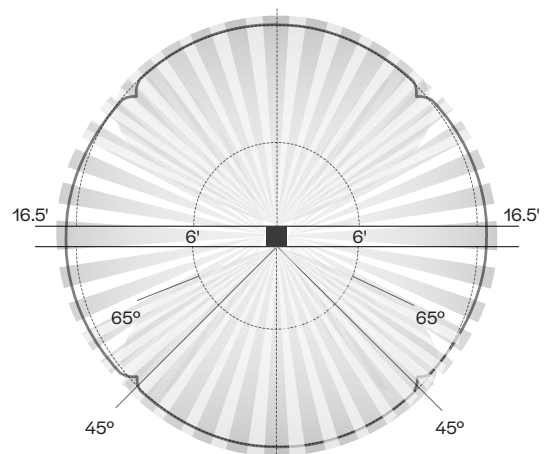
MOTION SENSOR DETECTION

SP-018 Smart Solar Illuminating Bollard incorporates the latest infrared motion sensor. The high performance motion sensor detects abrupt changes in temperature within a 16.5 ft radius. Movement within designated radius is necessary to trigger sensor to turn on.

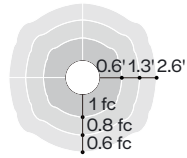
Top View (Single Side, 1S)



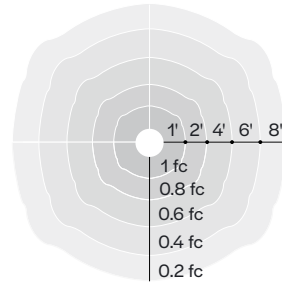
Top View (Four-Sided, 4S)



DISTRIBUTION



Narrow



Wide

DIMENSIONS

