

HueCraft HP7

exteria

SPECIFICATION SHEET

HueCraft Projector is a high-performance RGBL floodlight engineered for architectural exteriors. Its quad-chip design introduces Lime LEDs into the mix, widening the color spectrum and enhancing key outdoor tones. HueCraft delivers smooth in-lens color blending and powerful throw, with a narrow 6° beam—the tightest in the industry for a discreet quad-chip layout, ensuring sharp, long-range focus. The precision yoke mount offers a full range of tilt adjustments and features a clean, integrated base that conceals cables for a streamlined, architectural look.

COLOR



Archi-Color®
RGBL

FINISH



Matte Black



Matte White



Custom RAL

CCT



RGB + 3000K



RGB + 4000K



RGB + 6500K



RGB + Lime



RGB + Amber



Tunable
White

OPTICS



6°



10°



15°



30°



45°



60°



15°x60°



60°x15°

MOUNTING



Adjustable
Bracket



Pendant
Stem



Archi-Color® RGBL

Now tailored for outdoor applications, our refined RGBL system introduces Lime LEDs for better performance and higher efficacy. The expanded spectrum enhances the colors that matter most outdoors—richer ambers, natural reds, deeper greens, and the golden-yellow glow reminiscent of sodium lighting. Archi-Color also enables balanced white light mixing, delivering cleaner, more natural tones alongside vivid, saturated color.

DriveMax™

Take your lighting further, drive single color channels up to 80% of fixture power, or dual channels simultaneously at 100%. Achieve bolder effects with greater efficiency.

Ultra-Narrow 6° Beam

While many competitors reserve tight beams for single-LED setups, HueCraft delivers the narrowest beam angle in a discreet quad-chip configuration. The 6° optic enables precise, long-throw projection with full color performance.

LISTING



ELECTRICAL

Power Input	65W, 120-277 VAC
Power Factor	> 0.9
Driver Location	Integral
Surge Protection	Integral 4kV surge protector
Flicker-Free	Proprietary VX Driver™ is incorporated to all dimming options for video flicker-free lighting
High-Output Channel Drive	DriveMax™ allows individual color channels to operate at up to 80% of the fixture's total power, or two channels simultaneously at full output. <i>Channel drive capability may vary depending on configuration. Refer to the Performance section for full details.</i>

PHYSICAL

Housing Material	High pressure die-cast aluminum, tempered glass
Finish	Black, White, Custom RAL, Optional C5-M anticorrosion coating
Dimensions	8.11" x 6.14" x 9.41", Ø6.85"
Maximum Fixtures	28 fixtures per chain
Weight	9.26 lbs / 4.2 kg
EPA	Bracket: 0.286 ft² (Front) 0.299 ft² (Side), Glare Shield Visor: 0.047 ft² (Side)
Adjustability	Bracket ±90°
Mounting	Bracket, Pendant

PHOTOMETRIC PERFORMANCE

Lumen Output	2,857 lm (@15° RGBL)
Beam Angle	6°, 10°, 15°, 30°, 45°, 60°, 15°x60°, 60°x15°
Colors	Archi-Color® RGB + Lime
Color Rendering	CRI 85+
Lumen Maintenance	Long lasting LED luminaire tested under TM21 lumen maintenance L70 @ 65,000 Hrs
LED Layout	Discreet quad-chip (4-in-1) RGBL

CONTROL

Control	4 Channel DMX
Dimming	DMX 16 bit high resolution dims to 0.01%, supports ANSI E1.20 RDM protocol
Cable/Connections	Fixtures can be specified in hard-wired or IP68-rated waterproof quick connectors for streamlined installation. Leader and jumper cables are sold separately to support flexible system layouts.

ENVIRONMENTAL

Operating Temperature	-40°F ~ 122°F / -40°C ~ 50°C
Environment	ETL Wet Location
Ingress Protection	IP67
Impact Resistance	IK10 with Wire Guard accessory
Listing	ETL, CE, FCC

WARRANTY

Warranty	5-year limited warranty
----------	-------------------------

CATALOG

PROJECT	TYPE	QUANTITY
---------	------	----------

PRODUCT CONFIGURATOR

Try our **product configurator** on our website to easily specify your requirements and add items to a fixture list.

HP7	65		UNV	DMX
MODEL	WATTAGE	COLORS	VOLTAGE	DIMMING
HP7 HueCraft Projector 7"	65 65W	RGBL RGB + Lime RGBA ¹ RGB + Amber RGB30 ¹ RGB + 3000K RGB40 ¹ RGB + 4000K RGB65 ¹ RGB + 6500K TNW ¹ Tunable White 1800K - 6500K	UNV 120 - 277 VAC	DMX DMX 16 bit high resolution dims to 0.01%, supports ANSI E1.20 RDM protocol

OPTIC	FINISH	MOUNTING	ACCESSORIES
6 6° (5 LED Array) 10 10° (5 LED Array) 15 15° (18 LED Array) 30 30° (18 LED Array) 45 45° (18 LED Array) 60 60° (18 LED Array)	1560 15° x 60° (18 LED Array) 6015 60° x 15° (18 LED Array) BLK Black WHT White RAL ² Custom RAL	BRK Bracket ST2 Pendant Stem 2ft ST4 Pendant Stem 4ft	GSV ³ Glare Shield Visor WG ⁴ Wire Guard (IK10 Protection) C5M ⁵ C5-M Anticorrosion Coating SPD ⁶ Surge Protector

Notes

1. Tailored control modes are available to simulate specific color temperatures or tonal ranges using the native Archi-Color® RGBL quad-chip engine.
2. Custom RAL finish – please provide RAL number to your representative. Longer lead time required.
3. Use of the Glare Shield Visor (GSV) results in an estimated 20% reduction in lumen output.
4. Use of the Wire Guard (WG) results in an estimated 20% reduction in lumen output.
5. Certified to ISO 12944 for high-corrosion environments. Ideal for coastal, marine, and industrial installations exposed to salt, moisture, or pollutants.
6. Surge protector for up to 10KV. Applicable for unstable mains or facilities using high power machineries.

CATALOG - CABLE & CONNECTION

LEADER CABLE

HPC	LC	1	BLK	
MODEL	TYPE	LENGTH	FINISH	QUANTITY
HPC HueCraft Projector Connectors	LC Leader Cable (Male)	1 1 ft	BLK Black	

JUMPER CABLE

HPC	JC		BLK	
MODEL	TYPE	LENGTH	FINISH	QUANTITY
HPC HueCraft Projector Connectors	JC Jumper Cable (Male-Female)	1.5 1.5 ft 5 5 ft 10 10 ft 25 25 ft	BLK Black	

DMX TERMINATOR

HPC	DMXT	
MODEL	TYPE	QUANTITY
HPC HueCraft Projector Connectors	DMXT DMX Terminator, one required for each run	

PERFORMANCE

	COLOR	WATTAGE	LUMEN	PEAK CANDELA
6°	RGBL Full	65 W	2,578 lm	156,463 cd
	Red	23 W	622 lm	37,759 cd
	Green	28.6 W	1,103 lm	66,969 cd
	Blue	29 W	245 lm	14,916 cd
	Lime	28.8 W	1,903 lm	115,478 cd
10°	RGBL Full	65 W	2,623 lm	83,958 cd
	Red	23 W	633 lm	20,262 cd
	Green	28.6 W	1,122 lm	35,935 cd
	Blue	29 W	250 lm	8,004 cd
	Lime	28.8 W	1,936 lm	61,965 cd
15°	RGBL Full	65 W	2,857 lm	21,463 cd
	Red	45.7 W	1,786 lm	13,420 cd
	Green	54.8 W	2,750 lm	20,664 cd
	Blue	54.2 W	617 lm	4,634 cd
	Lime	52.8 W	3,004 lm	22,572 cd
30°	RGBL Full	65 W	2,530 lm	8,551 cd
	Red	45.7 W	1,581 lm	5,347 cd
	Green	54.8 W	2,435 lm	8,233 cd
	Blue	54.2 W	546 lm	1,846 cd
	Lime	52.8 W	2,660 lm	8,993 cd
45°	RGBL Full	65 W	2,217 lm	3,204 cd
	Red	45.7 W	1,386 lm	2,003 cd
	Green	54.8 W	2,134 lm	3,085 cd
	Blue	54.2 W	478 lm	692 cd
	Lime	52.8 W	2,331 lm	3,370 cd
60°	RGBL Full	65 W	2,135 lm	2,926 cd
	Red	45.7 W	1,335 lm	1,829 cd
	Green	54.8 W	2,055 lm	2,817 cd
	Blue	54.2 W	461 lm	632 cd
	Lime	52.8 W	2,245 lm	3,077 cd
15x60°	RGBL Full	65 W	2,914 lm	8,676 cd
	Red	45.7 W	1,822 lm	5,424 cd
	Green	54.8 W	2,805 lm	8,353 cd
	Blue	54.2 W	629 lm	1,873 cd
	Lime	52.8 W	3,064 lm	9,124 cd

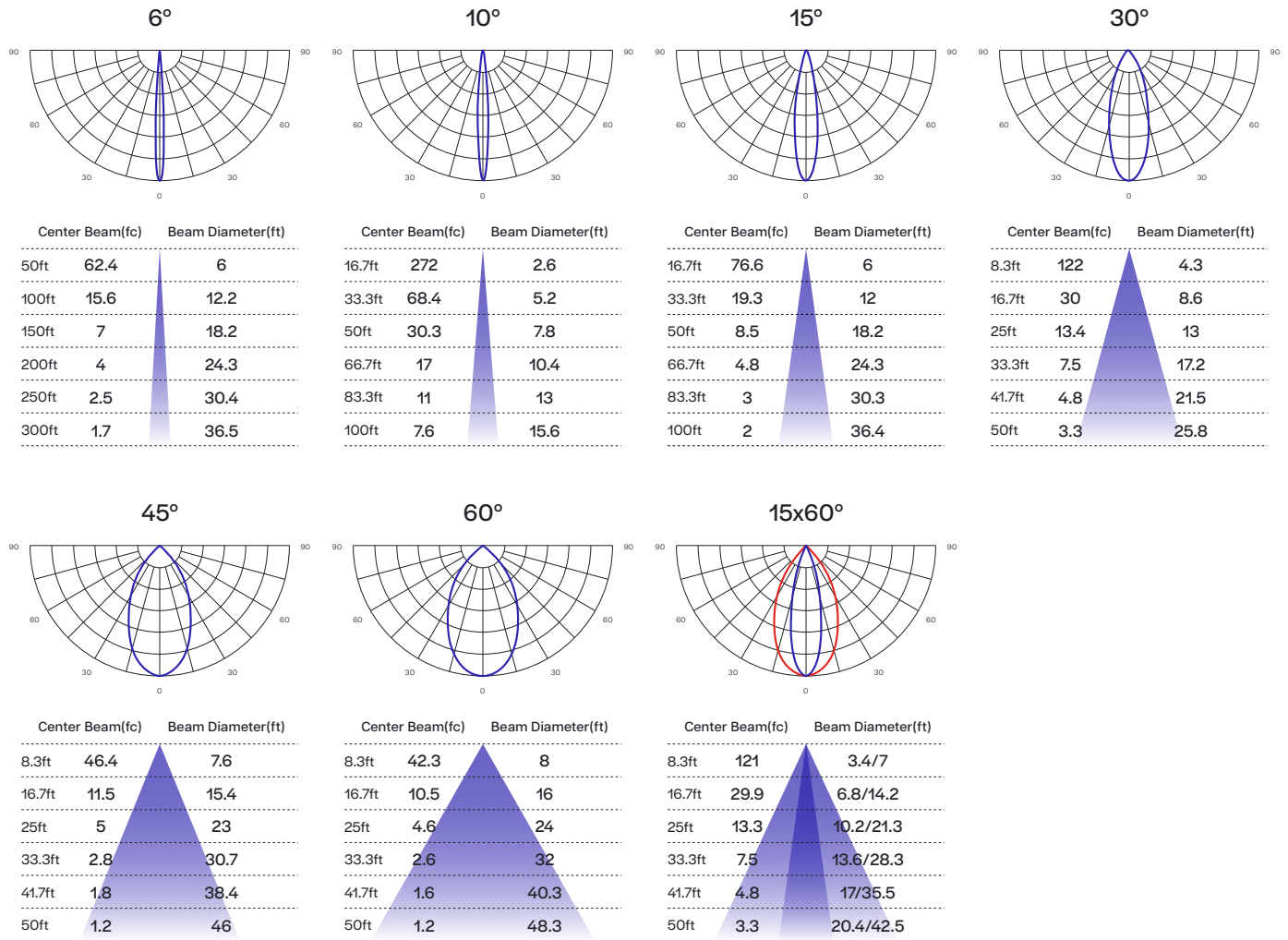
Note: Tolerance $\pm 10\%$, CCT values are mixed from RGBL and not listed individually.

Approximate lumen outputs can be calculated by applying the following scale factors to the RGBL Full lumen value:

- 3000K = RGBL $\times 1.19$
- 4000K = RGBL $\times 1.18$
- 6500K = RGBL $\times 1.14$

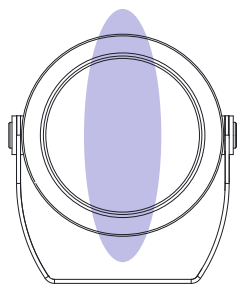
PHOTOMETRICS*

* Data measured @RGBL full on.

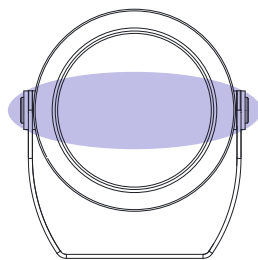


ELLIPTICAL BEAM ANGLES

The first number refers to the beam width in the horizontal (H) axis, and the second number refers to the vertical (V) axis, H° x V°.



15° x 60°



60° x 15°

DMX CHART

The HueCraft HP7 fixture is a four channel DMX unit. When placing an order, please indicate DMX address. (The DMX address will be listed on the back of the fixture). Do not connect more than 32 fixtures per DMX daisy chain.

DMX ADDRESS (PERSONALITY 1-5)

Fixture # \ Channel	Red Control (ex. X)	Green Control (ex. X+1)	Blue Control (ex. X+2)	White / Lime / Amber (ex. X+3)
#1	1	2	3	4
#2	5	6	7	8
#3	9	10	11	12

DMX ADDRESS (PERSONALITY 6-7)

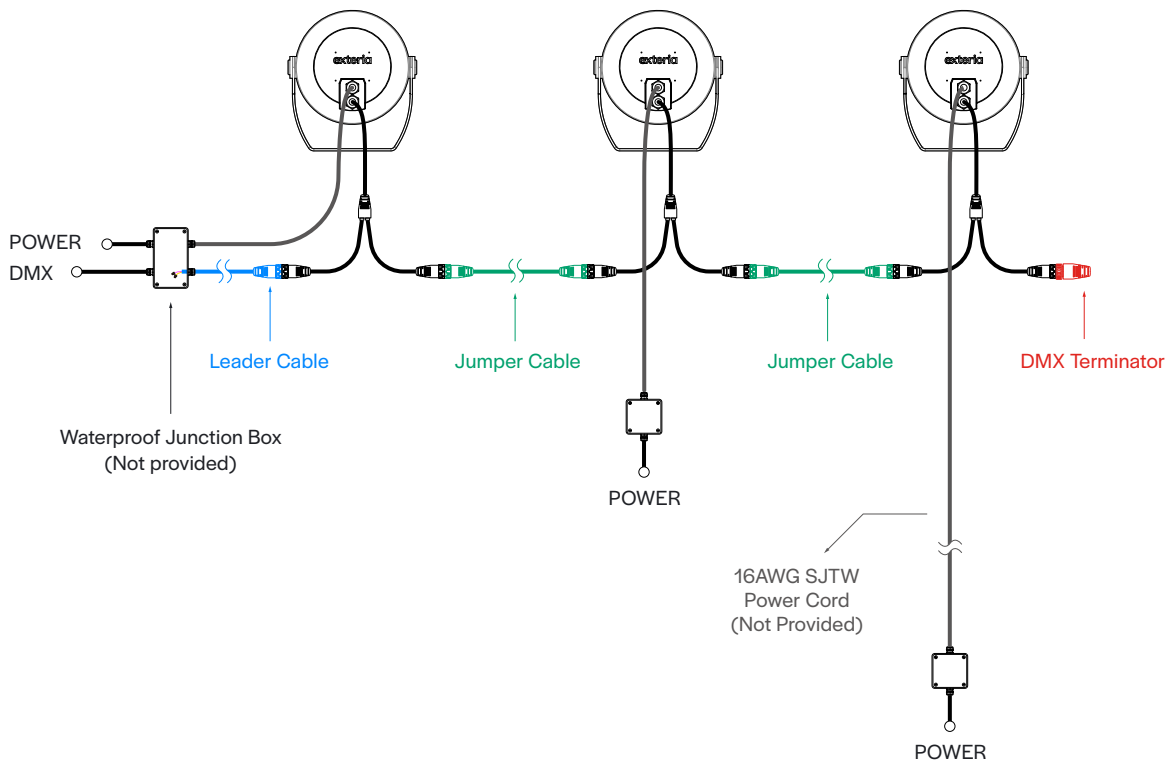
Fixture # \ Channel	Intensity (ex. X)	Tunable White / Preset Color (ex. X+1)
#1	1	2
#2	3	4
#3	5	6

COMPATIBLE DMX CABLING


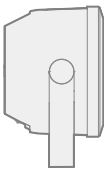

DMX uses a cable consisting of two twisted pairs plus a shield to carry data. The cable must be specifically impedance matched for the digital DMX signal, meaning that microphone cable or other non-rated cable must not be used to carry DMX. We recommend the use of Belden 9729 or Belden 9841 for DMX installation. Belden 9729/9841 is a two pair cable, which allows for a spare pair for 'out and back' type terminations if needed. A DMX terminator is also required at the end of each DMX chain to ensure proper signal transmission and prevent data reflection.

CONNECTION

* This diagram is for illustrative purposes only. All installations must comply with applicable electrical codes and safety standards. Follow NEC requirements and consult a qualified professional for proper implementation.

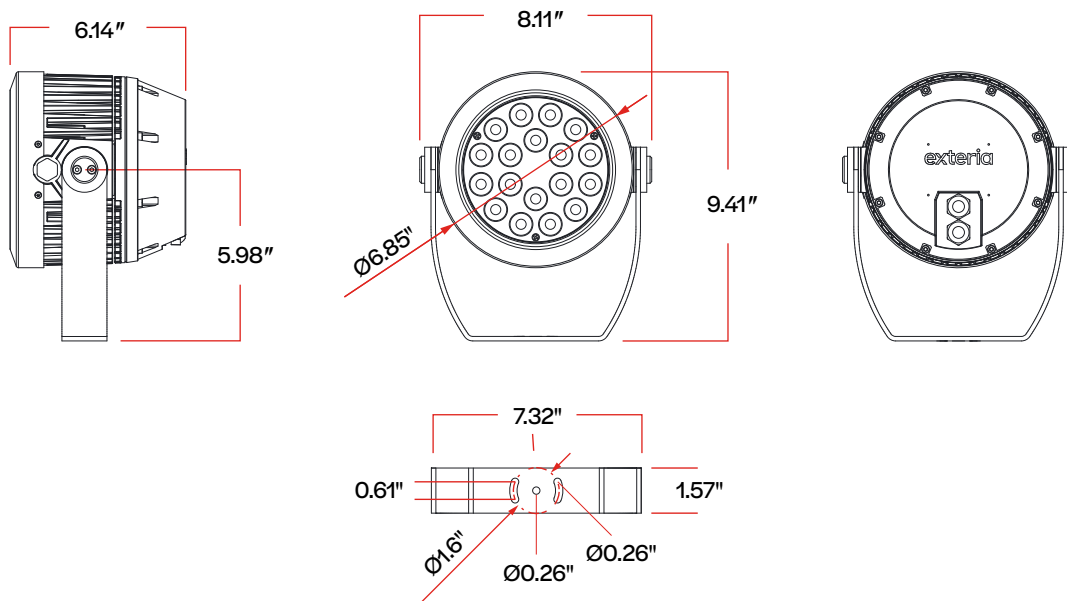


EPA VALUES

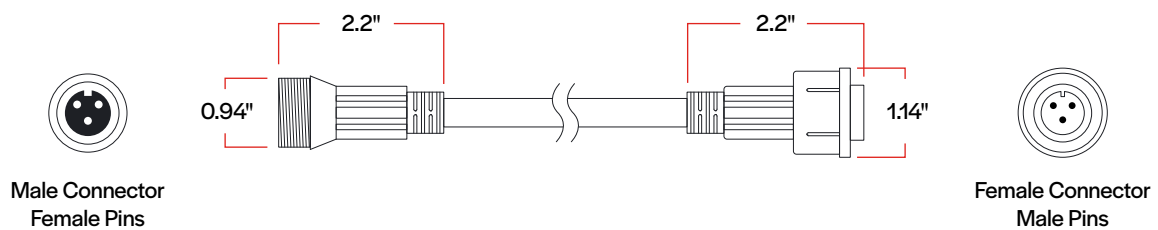
BRACKET		GSV
		
Front	Side	Side
0.286 ft²	0.299 ft²	0.047 ft²

DIMENSIONS

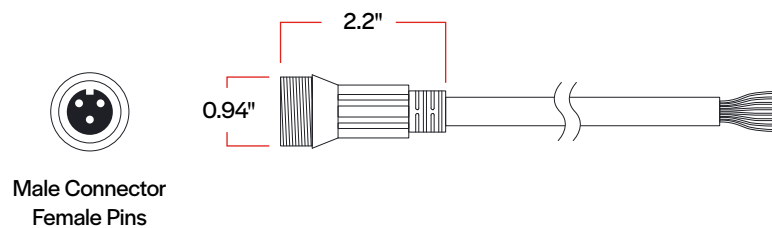
BRACKET MOUNT



JUMPER CABLE

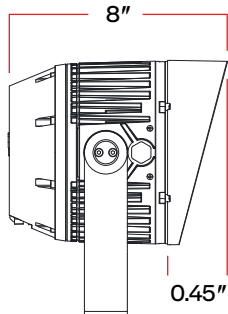


LEADER CABLE



DIMENSIONS

GLARE SHIELD VISOR



ADJUSTMENTS

BRACKET

